

**TOWN OF NORTHFIELD**

69 Main Street  
Northfield, MA 01360

Permit # \_\_\_\_\_

Fee \$ 55.00

---

**APPLICATION FOR WOOD AND PELLET STOVES, METAL CHIMNEYS**

A solid fuel-burning appliance and a fossil fuel-burning appliance shall not be vented into a common flue of a masonry chimney per sec. 3610.6.10 of the Mass. State Bldg. Code.

**PROCEDURE FOR OBTAINING A STOVE OR METAL CHIMNEY PERMIT**

- 1.) FILL OUT APPROPRIATE SECTIONS OF THIS APPLICATION
- 2.) SIGN APPLICATION
- 3.) INSTALL STOVE AND/OR METAL CHIMNEY
- 4.) CALL FOR AN INSPECTION BEFORE USE

IF NO CODE VIOLATIONS ARE FOUND, A PERMIT WILL BE ISSUED, APPROVING STOVE INSTALLATION.

**PART 1: GENERAL INFORMATION**

**LOCATION OF BUILDING:**

Site Address: \_\_\_\_\_

Owner: \_\_\_\_\_ Phone (\_\_\_\_) \_\_\_\_\_

**CHECK ALL THAT APPLY:**

\_\_\_\_ WOOD STOVE

\_\_\_\_ PELLET STOVE

\_\_\_\_ EXISTING CHIMNEY (MUST HAVE A FLUE \_\_\_\_ OR A METAL LINER \_\_\_\_)

\_\_\_\_ NEW MANUFACTURED METAL CHIMNEY (FILL OUT PART 7)

\_\_\_\_ NEW MASONRY CHIMNEY

**PART 2: STOVE**


MANUFACTURER \_\_\_\_\_ NAME/MODEL NO. \_\_\_\_\_ TEST LABEL \_\_\_\_\_

If you have manufacturer's literature describing minimum clearances, refer to these and install stove accordingly. If you do not have literature, refer to Part 3 of this application and install stove accordingly.

There are basically two types of stoves:

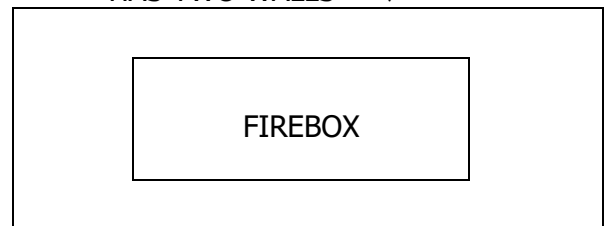
RADIANT STOVE

HAS SINGLE WALL ↓



CIRCULATING STOVE

HAS TWO WALLS ↓



If you can identify which type of stove you have, check appropriately and follow the instructions below. If you cannot identify the type of stove, either call the office of the Building Inspector at 498-2901 ext. 22 or check radiant and follow the instructions below.

\_\_\_\_ Circulating (The exterior wall of the fire chamber box is surrounded by a jacket so that air flows around the fire chamber) **Complete Part 3, Skip Part 4**

\_\_\_\_ Radiant (The exterior wall of the fire chamber directly radiates the heat to the room.) **Skip Part 3 complete Part 4**

### **DEFINITIONS**

**CIRCULATING STOVE** - Usually a newer stove that has two walls around the firebox, enabling air to *circulate* around firebox.

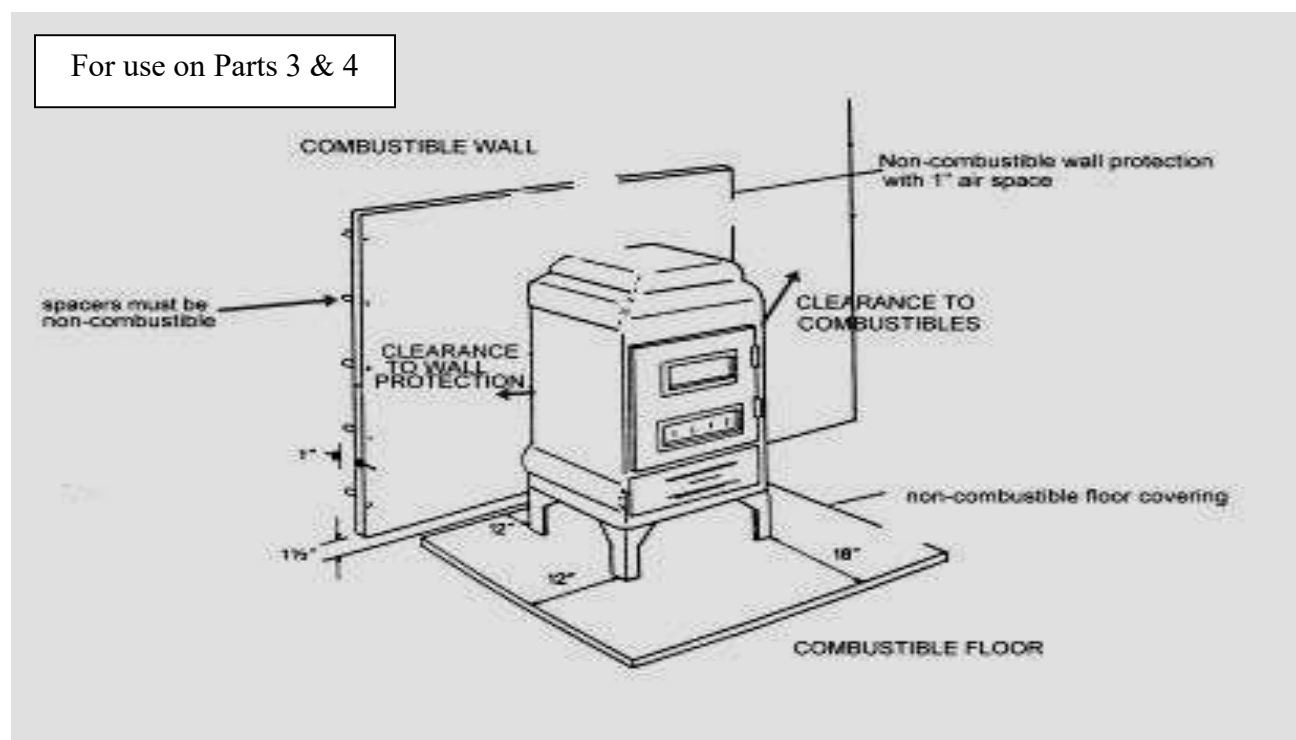
**COMBUSTIBLE** – Wood, draperies, plastics, and other products that are easily ignited by fire.

**HEAT SHIELD** – A metal attachment, mounted to the rear and/or side of a stove that shields the radiation of heat from the stove.

**NON-COMBUSTIBLE** – Not easily ignited or melted. Masonry, X-rated sheet rock, and metal are examples of non-combustibles.

**RADIANT STOVE** – Usually an older stove that has only a single wall around the firebox, so the heat *radiates* directly from the firebox.

**STOVE CONNECTOR PIPE** – Metal pipe used to connect stove to chimney.



### **PART 3: CIRCULATING STOVES**

Refer to drawing and definitions and fill in your actual clearance in appropriate box.

	FRONT	REAR/SIDE	FRONT	REAR/SIDE
COMBUSTIBLES	24"	12"		
NON-COMBUSTIBLE WALL PROTECTION WITH 1" AIR SPACE	-----	6"	-----	
CONCRETE/MASONRY	-----	6"	-----	

#### PART 4: RADIANT STOVES

Refer to drawing and definitions and fill in your actual clearance in appropriate box.

	FRONT	REAR/SIDE	FRONT	REAR/SIDE
COMBUSTIBLES	36"	36"		
NON-COMBUSTIBLE WALL PROTECTION WITH 1" AIR SPACE	-----	18"	-----	
CONCRETE/MASONRY	-----	6"	-----	

#### PART 5: FLOOR COVERING

For all stoves a non-combustible flooring with not less than 1-hour fire resistance must extend beyond the stove according to the following table unless documentation by manufacturer shows otherwise.

	MINIMUM	YOUR INSTALLATION
REAR	12"	
SIDE	12"	
FRONT (DOOR)	18"	

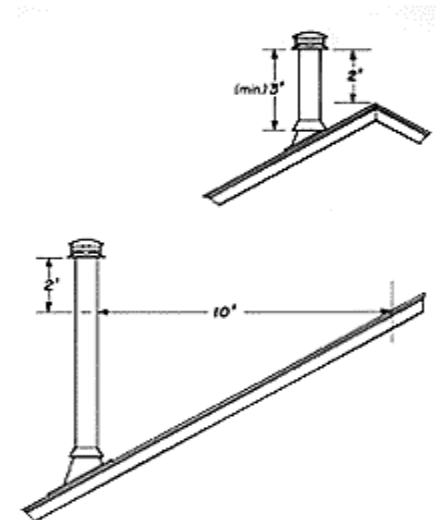
#### PART 6: STOVE CONNECTOR PIPE

There are 3 types of stove connector pipe. Each has a different minimum clearance to combustibles. Check your installation and fill in appropriate boxes:

	MINIMUM	YOUR INSTALLATION
SINGLE WALL	18"	
DOUBLE WALL	6"	
INSULATED	2"	

#### PART 7: NEW MANUFACTURED METAL CHIMNEYSYSTEMS

	MINIMUM	YOUR INSTALLATION
CLEARANCE TO COMBUSTIBLES	2"	
HEIGHT ABOVE PENETRATION THROUGH ROOF	3'	
HEIGHT ABOVE PEAK OR 10FT HORIZONTAL LINE OF ROOF INTERSECTION	2'	



Signature of Owner: \_\_\_\_\_